

Cohesive Sampler

Single Point Sampler for Cohesive Powders

The Cohesive Sampler is able to take a sample from a known point within the product.

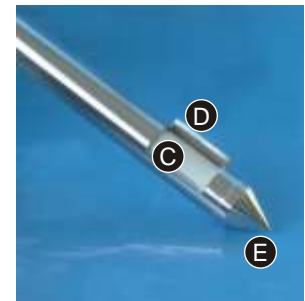
Type: Single Point

Material: 316 stainless steel

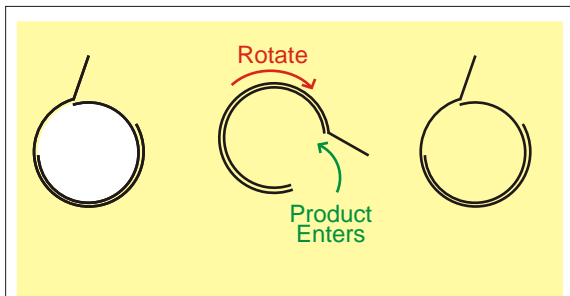
- Operation:
1. Insert sampler into product ensuring that the sample collecting chamber is in the closed position
 2. At the correct sampling depth, turn the inner tube to expose the sample collecting chamber
 3. Rotate the entire sampler through 360°. The scraper collects product and guides it into the sample collecting chamber.
 4. Turn the inner tube to close the sample collecting chamber
 5. Remove sampler
 6. Pull out the inner tube and discharge the sample



- (A) Inner Tube
- (B) Outer Tube



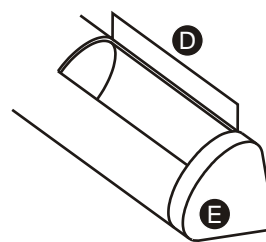
- (C) Sample
- (D) Scraper
- (E) Removable tip



Rotate the inner core to open the sampler

Rotate the whole sampler to take the sample

Close the sampler and withdraw it from the product



Part No.	Sample Volume	Sampler Length	Sampler Diameter
2015A-05	5ml	1000mm	25mm
2015A-10	10ml	1000mm	25mm
2015A-25	25ml	1000mm	25mm
	Cleaning Brushes - see page 78		
	Sampler Cases - see page 79		
Tip2	Round tip (sampler supplied as standard with pointed tip)		
LUG-1	Weld earthing lug on to sampler - see page 75		